





J. AI
Evaluation of Instruction Program Report
 241: MCD BIO 187AL LAB 1B: GENOMIC BIOLOGY LAB
 No. of responses = 4
 Enrollment = 16
 Response Rate = 25%

1. Background Information:


1.1) Year in School:




1.2) UCLA GPA:



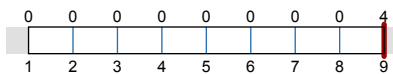


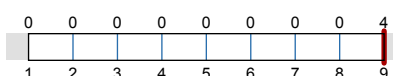
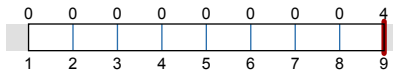



1.3) Expected Grade:



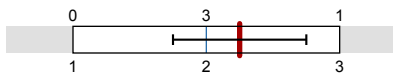
1.4) What requirements does this course fulfill?



2. To What Extent Do You Feel That:

- 2.1) Teaching Assistant Knowledge – The T.A. was knowledgeable about the material.
- Very Low or Never  Very High or Always n=4
av.=9
md=9
dev.=0
-
- 2.2) Teaching Assistant Concern – The T.A. was concerned about student learning.
- Very Low or Never  Very High or Always n=4
av.=9
md=9
dev.=0
-
- 2.3) Organization – Section presentations were well prepared and organized.
- Very Low or Never  Very High or Always n=4
av.=9
md=9
dev.=0
-
- 2.4) Scope – The teaching assistant expanded on course ideas.
- Very Low or Never  Very High or Always n=4
av.=9
md=9
dev.=0
-
- 2.5) Interaction – Students felt welcome in seeking help in or outside of the class.
- Very Low or Never  Very High or Always n=4
av.=9
md=9
dev.=0
-
- 2.6) Communication Skills – The teaching assistant had good communication skills.
- Very Low or Never  Very High or Always n=4
av.=9
md=9
dev.=0
-
- 2.7) Value – The overall value of the sections justified your time and effort.
- Very Low or Never  Very High or Always n=4
av.=9
md=9
dev.=0
-
- 2.8) Overall – What is your overall rating of the teaching assistant?
- Very Low or Never  Very High or Always n=4
av.=9
md=9
dev.=0

3. Your View of Section Characteristics:

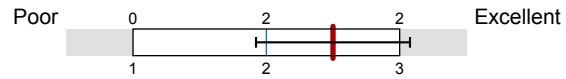
- 3.1) Difficulty (relative to other courses)
- Low  High n=4
av.=2.25
md=2
dev.=0.5

3.2) Workload/pace was



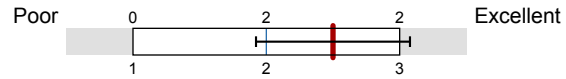
n=4
 av.=2
 md=2
 dev.=0

3.3) Integration of section with course was



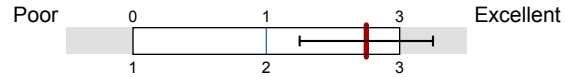
n=4
 av.=2.5
 md=2.5
 dev.=0.58

3.4) Texts, required readings



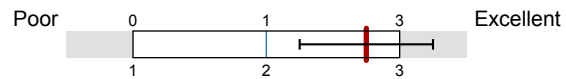
n=4
 av.=2.5
 md=2.5
 dev.=0.58

3.5) Homework assignments



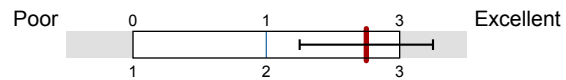
n=4
 av.=2.75
 md=3
 dev.=0.5

3.6) Graded materials, examinations



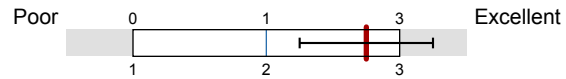
n=4
 av.=2.75
 md=3
 dev.=0.5

3.7) Lecture presentations



n=4
 av.=2.75
 md=3
 dev.=0.5

3.8) Class discussions



n=4
 av.=2.75
 md=3
 dev.=0.5

4. Comments:

4.1) Please identify what you perceive to be the real strengths and weaknesses of this teaching assistant and course.

- Jiachen was an incredible TA. He made an effort to be available for any questions/comments/concerns, was very communicative, and was very kind. He worked very well with Professor Salwinski, whose teamwork made for very interesting course content presentations.
- Our TA was very flexible and kind, and tried his best to explain everything that we needed to know for the course!

Profile

Subunit: MCD BIO
 Name of the instructor: J. AI
 Name of the course: 241: MCD BIO 187AL LAB 1B: GENOMIC BIOLOGY LAB
 (Name of the survey)

Values used in the profile line: Mean

2. To What Extent Do You Feel That:

| | | | | | | | | | | | | |
|--|-------------------|--|--|--|--|--|--|--|--|---------------------|-----|----------|
| 2.1) Teaching Assistant Knowledge – The T.A. was knowledgeable about the material. | Very Low or Never | | | | | | | | | Very High or Always | n=4 | av.=9.00 |
| 2.2) Teaching Assistant Concern – The T.A. was concerned about student learning. | Very Low or Never | | | | | | | | | Very High or Always | n=4 | av.=9.00 |
| 2.3) Organization – Section presentations were well prepared and organized. | Very Low or Never | | | | | | | | | Very High or Always | n=4 | av.=9.00 |
| 2.4) Scope – The teaching assistant expanded on course ideas. | Very Low or Never | | | | | | | | | Very High or Always | n=4 | av.=9.00 |
| 2.5) Interaction – Students felt welcome in seeking help in or outside of the class. | Very Low or Never | | | | | | | | | Very High or Always | n=4 | av.=9.00 |
| 2.6) Communication Skills – The teaching assistant had good communication skills. | Very Low or Never | | | | | | | | | Very High or Always | n=4 | av.=9.00 |
| 2.7) Value – The overall value of the sections justified your time and effort. | Very Low or Never | | | | | | | | | Very High or Always | n=4 | av.=9.00 |
| 2.8) Overall – What is your overall rating of the teaching assistant? | Very Low or Never | | | | | | | | | Very High or Always | n=4 | av.=9.00 |

3. Your View of Section Characteristics:

| | | | | | | | | | | | | |
|---|----------|--|--|--|--|--|--|--|--|-----------|-----|----------|
| 3.1) Difficulty (relative to other courses) | Low | | | | | | | | | High | n=4 | av.=2.25 |
| 3.2) Workload/pace was | Too Slow | | | | | | | | | Too Much | n=4 | av.=2.00 |
| 3.3) Integration of section with course was | Poor | | | | | | | | | Excellent | n=4 | av.=2.50 |
| 3.4) Texts, required readings | Poor | | | | | | | | | Excellent | n=4 | av.=2.50 |
| 3.5) Homework assignments | Poor | | | | | | | | | Excellent | n=4 | av.=2.75 |
| 3.6) Graded materials, examinations | Poor | | | | | | | | | Excellent | n=4 | av.=2.75 |
| 3.7) Lecture presentations | Poor | | | | | | | | | Excellent | n=4 | av.=2.75 |
| 3.8) Class discussions | Poor | | | | | | | | | Excellent | n=4 | av.=2.75 |